


THE NEW
LEISURE
FORESHORE RALLY
WINNER



SPACIOUS · COMFORTABLE · HIGH PERFORMANCE

LEISURE 17

FROM COBRAMOLD LIMITED · STANSTED · ESSEX

DESIGNED AND BUILT FOR YOUR LEISURE

PERFORMANCE

You must see the **Leisure Boat**! With handsome lines and graceful modern looks, this small family cruiser has really big ideas in space and comfort, it's a fantastic achievement in boat design.

Easy enough for one man to handle, it is therefore perfect for a family crew and will give years of pleasure. The perfect balance of the **Leisure Boat** makes her light and responsive on the helm so that she handles like a dinghy with the stability of a larger boat. It is because of her fine performance that the **Leisure 17** was able to sail the Atlantic single handed in only 32 days and became the 1971 Foreshore Rally Winner. A generous beam makes her very stiff and stand up to her sail in a strong wind, but capable also of gliding along effortlessly in a light breeze. She sails close to

the wind under all conditions and will sail to windward under head sail only.

The twin bilge keels are high aspect ratio hydrofoils designed to give the ideal compromise between the least possible resistance when running to maximum lateral resistance beating. The displacement-ballast ratio is a very favourable 44%. The exceptionally high performance of this boat can be largely attributed to the design of these keels.

A fin keel version is available, improving on the high performance of the twin keel model.

The skeg has been designed to offer the least possible resistance through the water, and the rudder is shaped so as to give its maximum effect where it does the most good—deep in the water.

All this can be yours for much less than the price of an average family car!

FIXTURES & FITTINGS

HULL—A one piece moulding in glass-reinforced resin, colour impregnated throughout, built up to a minimum of 6oz. per sq.ft. Laminate doubled in area of keels, skeg and centre line.

DECK—The deck, cabin top and cockpit are moulded in one piece to a minimum of 6oz. glass-reinforced plastic. A non-slip surface is permanently moulded into all surfaces that are normally walked on. This moulding is so shaped that, wherever possible, integral strength is gained. The gunwale overlaps the hull moulding to give an extra strong double thickness, which at this vital point is also bonded and bolted.

INSIDE—A one piece internal moulding incorporates bunks, cabin floor and storage space. This is bonded into the hull separately. This gives the hull an enormous amount of extra strength with the four bulkheads forming buoyancy compartments. Two full size seat backs incorporate stowage, also a forward shelf.

KEELS—The twin bilge keels are of cast iron, 275 lbs. each (or fin-keel of cast iron - 605 lbs). They are high aspect ratio of hydrofoil section.

RUDDER AND SKEG—Made from glass fibre incorporating steel framework and stainless steel fittings. High aspect ratio design.

SPARS—Mast and boom in extruded aluminium alloy, anodised, with Barton roller reefing, stainless steel fittings, spinnaker eyes

RIGGING—Standing rigging and chain plates are in stainless steel. The running rigging is prestretched Terylene. Stainless steel blocks with nylon sheaves are used throughout.

SAILS—All sails are best quality 6oz. Terylene. Spinnaker in nylon.

FITTINGS—All fittings are of non-corrosive material such as stainless steel or nylon. The mooring cleats are moulded nylon and companion-way and rubbing strakes mahogany, interior wood, mahogany and marine ply.

ENGINE—All that is required is a 3 to 5 h.p. short shaft outboard motor. When not in use the motor can be stowed with room to spare in the water-tight Transom locker.

OPTIONAL EXTRAS—Genoa, storm jib and spinnakers are available. Vinyl covered zipped mattress cushions. Chemical or marine toilet, galley cabinets, Calor gas stove, trailer and many other extras available (see price list).

Accommodation can usually be designed to comply with individual wishes. Please let us know if you have any special requirements.

ACCOMMODATION

Nothing has been compromised in the design of the **Leisure Boat**. She will exceed your expectations on every score with more space and comfort than any other boat up to 17 feet and indeed many larger ones. Four people can move about freely and eat and sleep in complete comfort. You will really feel at home on this boat from the moment you step aboard—(equally important, so will your wife!)

There is 4' 11" headroom under the sliding hatch and more than 3' sitting headroom above the 6' 6" long by 2' wide bunks. Under the forward and after ends of the bunks there are buoyancy compartments and the

centre sections are for storage. The toilet compartment is designed to take a chemical or marine toilet and can be screened off with a curtain.

A wraparound window at the front and large side windows make the cabin light and airy and increase the effect of spaciousness—fresh air flows through an adjustable ventilator in the coach roof.

A self-draining cockpit is large, deep and safe and will seat six adults comfortably. A large water-tight locker at the transom will accommodate an outboard engine, gas bottle, petrol can and other ancillary equipment. There is also a large chain locker in the bow.



Far Left:
Shows her safe fast reaching performance and her clean entry into the water.




Left:
Running under genoa and main sail on a bright November morning.




Far Left:
A roomy cockpit, capable of seating six adults in comfort.



Left:
Foredeck, showing clear working area and neat anchor stowage.

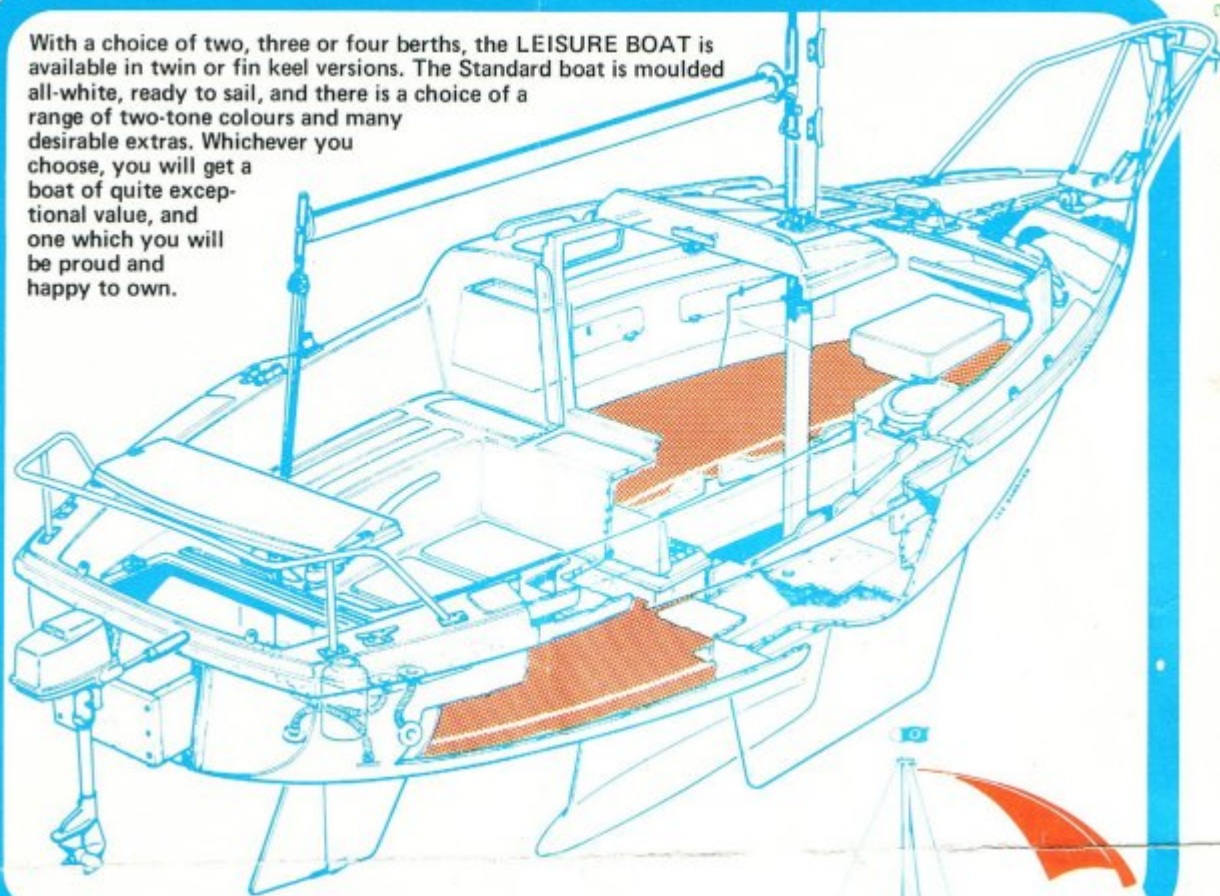


Far Left:
Light spacious interior showing ample accommodation for four people.



Left:
The galley unit—with storage below and quarter berths—and chart space close at hand.

With a choice of two, three or four berths, the LEISURE BOAT is available in twin or fin keel versions. The Standard boat is moulded all-white, ready to sail, and there is a choice of a range of two-tone colours and many desirable extras. Whichever you choose, you will get a boat of quite exceptional value, and one which you will be proud and happy to own.



DIMENSIONS

L.O.A.	17' 0"	5.18m
L.W.L.	14' 0"	4.27m
Beam	7' 0"	2.13m
Draft – Twin	2' 2"	65cm
Fin	3' 2"	97cm
Design Weight – Twin	1,475 lbs.	670 kgs.
Fin	1,530 lbs.	695 kgs.
Ballast – Twin	550 lbs.	250 kgs.
Fin	605 lbs.	275 kgs.

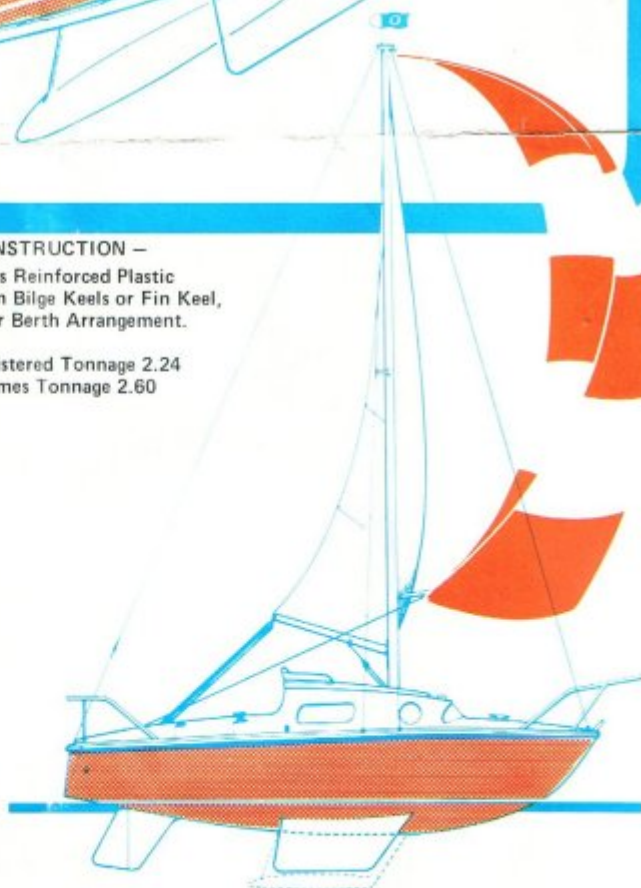
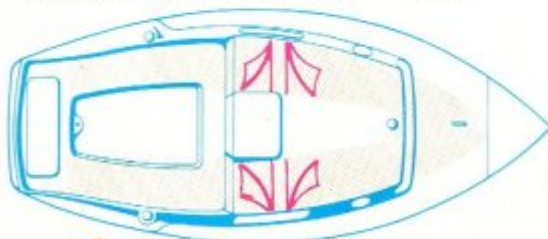
SAIL AREAS

Main Sail	83 sq.ft.	7.7 sq.m
Working Jib	65 sq.ft.	6.0 sq.m
Storm Jib	40 sq.ft.	3.7 sq.m
Genoa Jib	100 sq.ft.	9.3 sq.m
No.1 Spinnaker	208 sq.ft.	19.3 sq.m
No.2 Spinnaker	150 sq.ft.	13.9 sq.m
Standard Mast	Height 20 ft.	6.1 m
Mast (Optional Extra)	Height 22 ft.	6.7 m

CONSTRUCTION –

Glass Reinforced Plastic
Twin Bilge Keels or Fin Keel,
Four Berth Arrangement.

Registered Tonnage 2.24
Thames Tonnage 2.60



COBRAMOLD LIMITED

Twenty First Street, Stansted Airport, Essex CM24 8QZ.
Telephone Bishop's Stortford 870551 & 870794.